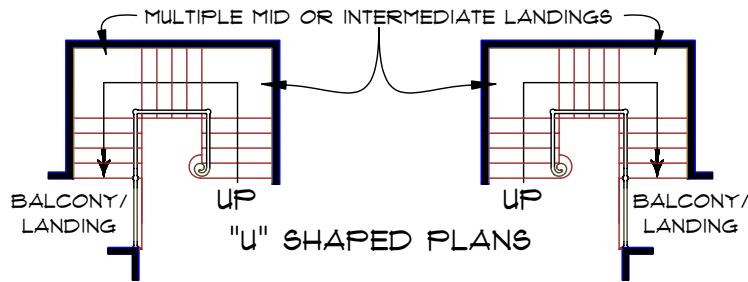
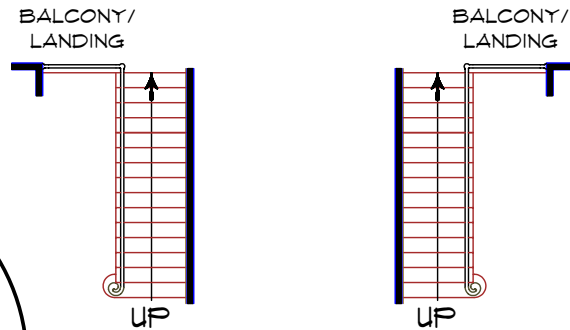


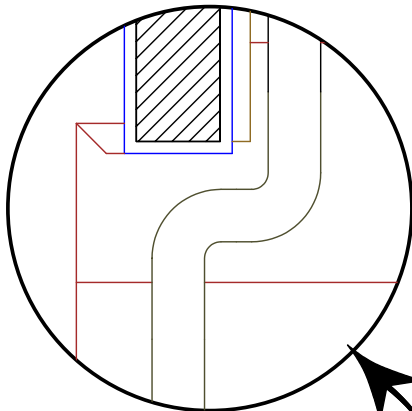
"L" SHAPED PLANS



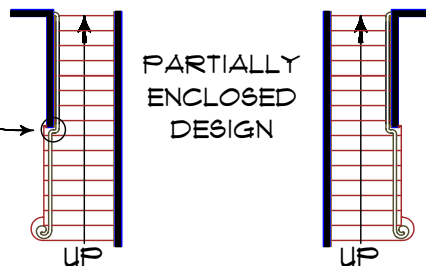
"U" SHAPED PLANS



STRAIGHT PLANS



"S" FITTING REQUIRED TO MAINTAIN CONTINUOUS HANDRAIL PER IRC



SINISTRAL PLANS

LEFT-HANDED OR COUNTERCLOCKWISE ASCENSION

DEXTRAL PLANS

RIGHT-HANDED OR CLOCKWISE ASCENSION

NOTE:

ALL PLANS DEPICT DESIGNS THAT ARE ENCLOSED ON ONE SIDE OF THE STAIRCASE BY WALLS AND OPEN BALUSTRADE OPPOSING.

DRAFTING & DESIGN BY:



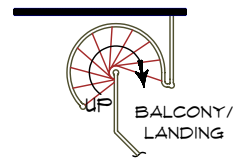
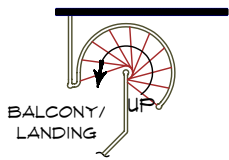
CHRIS GRAHAM
425-397-2794

Staircraft
Staircase design & construction


LINEAR STAIR PLANS

JOB ADDRESS:
WESTERN WA


DRAWN BY: C.A.G.
DATE: 2/5/07
SCALE: N/A



SPIRAL STAIR PLANS
(CENTER COLUMN
SUPPORT)



ANGULAR / WINDER
STAIR PLANS



SINISTRAL PLANS

LEFT-HANDED OR
COUNTERCLOCKWISE
ASCENSION

DEXTRAL PLANS

RIGHT-HANDED OR
CLOCKWISE ASCENSION

DRAFTING & DESIGN BY:

CHRIS GRAHAM
425-397-2794

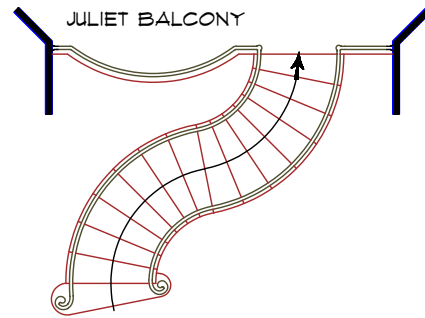
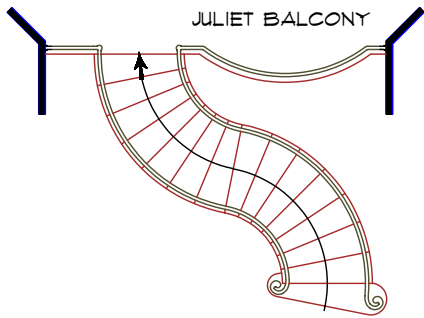


Staircraft
Staircase design & construction

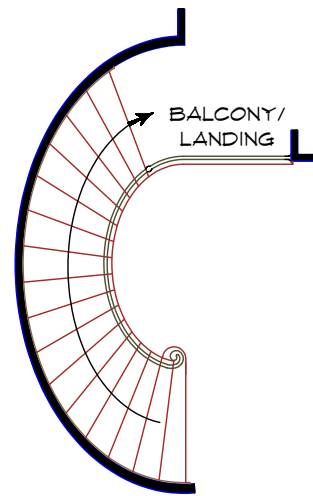
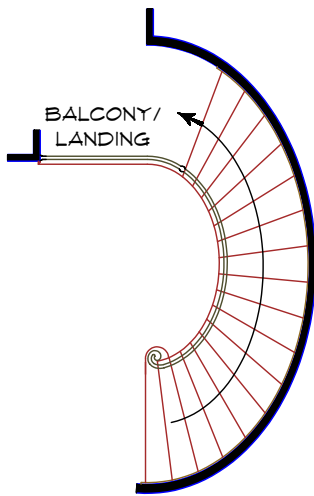
SPIRAL & ANGULAR STAIR PLANS

JOB ADDRESS:
WESTERN WA

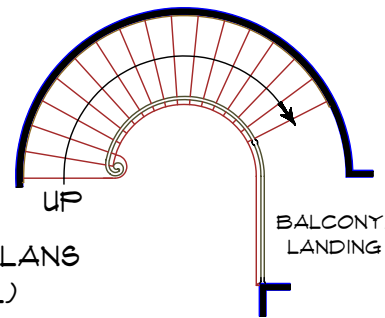
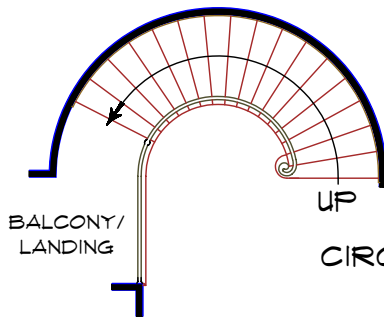
DRAWN BY: C.A.G.
DATE: 2/5/07
SCALE: N/A



"S" BEND
STAIR PLANS



ELLIPTICAL
STAIR PLANS



CIRCULAR PLANS
(HELICAL)

SINISTRAL PLANS

LEFT-HANDED OR
COUNTERCLOCKWISE
ASCENSION

DEXTRAL PLANS

RIGHT-HANDED OR
CLOCKWISE ASCENSION

DRAFTING & DESIGN BY:



CHRIS GRAHAM
425-391-2194

Staircraft
Staircase design & construction

CURVED STAIR PLANS

JOB ADDRESS:
WESTERN WA

DRAWN BY: C.A.G.
DATE: 2/5/07
SCALE: N/A